

METHODOLOGY
CONEXIÓN.CILA

CILA
CIUDADES EN ACCIÓN



MAIN TASKS OF FACILITATORS

- 1 Greeting and introducing themselves.
- 2 Establish the rules for participation, inform about the time limits for answers, the modality of work, turns to ask for the floor, etc.
- 3 Encourage participants to talk, avoid diverting the subject to other topics that have nothing to do with the session.



START STEP 1

What are the challenges for cities in the Global South in relation to Environmental Democracy, Innovative Democracy and Diverse Democracy?



START STEP 2

What do we want cities in the Global South to look like in relation to Environmental Democracy, Innovative Democracy and Diverse Democracy?





















START STEP 3










How do we solve the challenge to achieve the ideal city we want?

- 7 Ask the group to choose a representative to present the results in plenary.

NOTE: Remember to have a rapporteur / systematiser at each working table to take note of all the dynamics of the day. Here are the templates for the activity reports.

TIME	ACTIVITY	DESCRIPTION	TOOLS
 30 min	Accreditation	(30 min)	Participant's form
 15 min	Presentation	Welcome to the space. Presentation of CiLA.	Power Point.
 30 min	Manifesto 	4D performance of the manifesto. A random selection of participants are given an action or actor to interpret and physically recreate the manifesto.	10 to 15 words that represent the manifesto.
 15 min	Warm up 	<p>Presentation of the agenda. Confidence building activity. 2 circles.</p> <ul style="list-style-type: none"> - Name and in one minute tell something about your city. - You will meet again the person in front of you in 5 years post CiLA, how are you? What can you tell the other person? <p>At the end of the activity, the participants are divided into groups of 8-10 people. A distinction will be made between English and Spanish.</p>	
 45 min	1st ACTIVITY: What are the challenges for cities in the Global South in relation to Environmental Democracy, Innovative Democracy and Diverse Democracy?		
 30 min	Brainstorming 	6 posters (2 per axis) will be hung in the room and participants will have 5 minutes per axis to post as many post it notes and ideas as they have about the challenges of that thematic axis. The writing of these challenges is on an individual basis.	Posters for each thematic axis. Post its.

TIME	ACTIVITY	DESCRIPTION	TOOLS
 30 min	Categorisation and prioritization of challenges 	<p>There are 6 posters (two per axis). There are 6 groups. Each group is assigned a poster to categorize and prioritize challenges. Each group must end up with 3 prioritized challenges. These challenges should be written on a sticky sheet and then stuck on a piece of cloth. These challenges will be hung on the canvas in plenary.</p>	<p>White sheets, post its, pens, markers, computer for systematization.</p>
 15 min	Transition play activity 	<p>Question Game Toilet break and play a game. Two questions are asked and they are asked to answer only one of them at a time.</p>	<p>Power Point.</p>
 45 min	<p>2nd ACTIVITY: What do we want the cities of the Global South to look like in relation to Environmental Democracy, Innovative Democracy and Diverse Democracy?</p>		
 15 min	Brainstorming 	<p>6 posters (2 per axis) will be hung in the room and the participants will have 5 minutes per axis to write all the posts and ideas they have about the challenges of that thematic axis. The writing of these challenges is individual.</p>	
 30 min	Categorisation 	<p>There are 6 posters (two per axis). There are 6 groups. Each group is assigned a poster to categorize and prioritize the ideal model of the city we want. Each group must end with 3 contributions. These contributions should be written on a piece of sticky paper and then stuck on a piece of cloth. These contributions will be hung on the canvas in plenary.</p>	<p>White sheets, post its, pens, markers, computer for systematization.</p>

TIME	ACTIVITY	DESCRIPTION	TOOLS
60 min	Break Lunch		
 10 min	Warm up 	Finger Game The participants form a circle. When they say "NOW" they must catch the index finger of the partner on the right and prevent the partner on the left from catching their index finger. You cannot put your hand behind your body and everyone must stay in their place in the circle.	
 30 min	Plenary Prioritization of challenges	The 18 challenges that each group identified are presented. Contributions on "how the cities of the south should be" are presented. A vote is taken (each participant has one vote) to prioritize 6 challenges.	Canvases, fabrics and safety pins.
 60 min	3rd ACTIVITY: How do we solve the challenge to achieve the ideal city we want?		
 40 min	Building solutions 	Participants identify solutions that allow them to move from the current situation to the aspirational one, overcoming the challenges. Each group will have a challenge to solve and a worksheet to complete. <i>(10 minutes + 5 minuts)</i>	-fabrics -pins with hooks -paintbrushes and markers
 20 min	Presentation of solutions 	All projects are displayed and a rapporteur is selected who will stand next to their project to explain it. People walk around the room and give feedback to each of the projects by leaving post it notes.	
 20 min	Closing activity	Dancing with local music	Music to relax



**Ciudadanía_
Inteligente**

IXTITUTO
POLÍTICA ABIERTA



www.cilaglobal.org